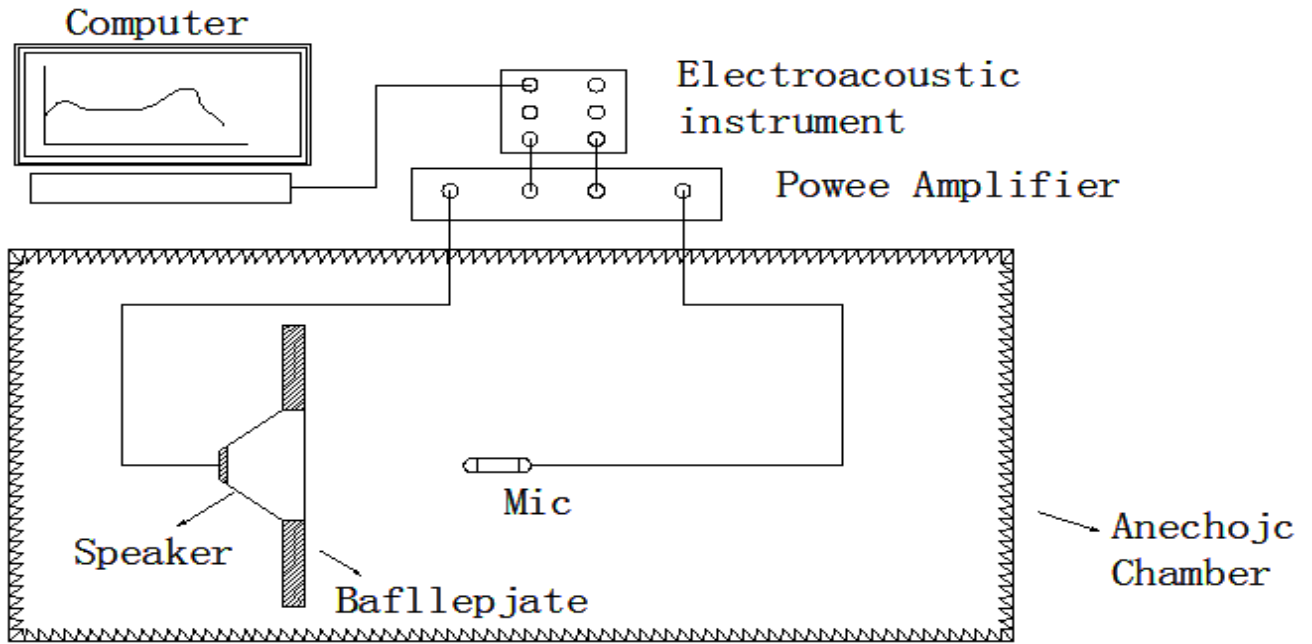


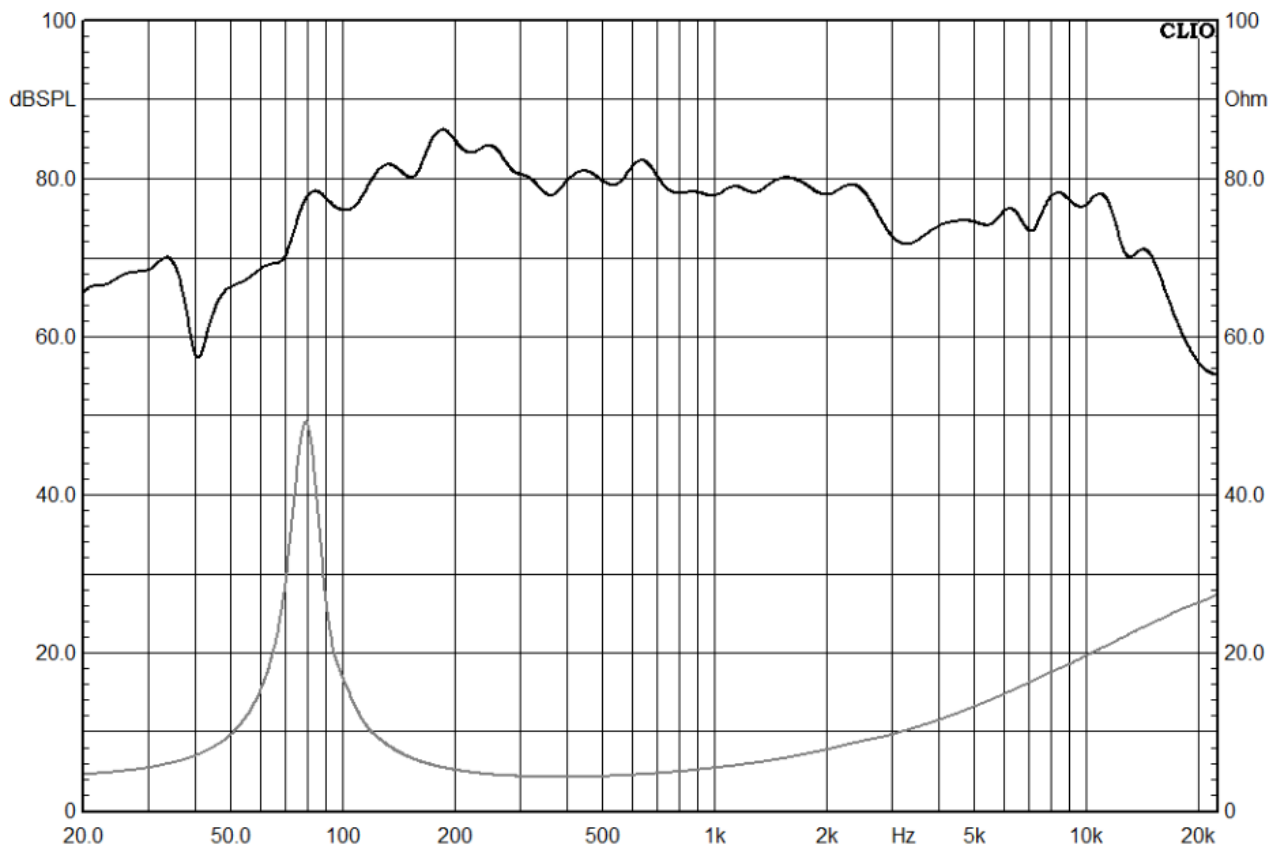
PART NO.		H70WF220803		CUSTOMER'S NO.	
特性 CHARACTERISTICS					
NO.	Item	Specification		Condition	
1	Dimensions 尺寸	70mm			
2	Nomial Impedance 标称阻抗	3.5±6% OHM		At 1.0KHz /2.0V	
3	Input power 输入功率	Rated: 15W / Max: 20W		At 7.74V /8.9V	
4	Resonance Frequency 最低共振周波数	88±20%Hz		At 1.0V	
5	S. P. L. 音压位准	82±3 dB(1W/1M)		At 100/300/700/1KHz (Average)	
6	Frepuency Range 有效频宽	F0~20K		Output S.P.L. -10dB	
7	Distortion 失真	5%Max		At 1.0KHz 0.1W/0.1M	
8	Buzze & Rattle 异常音	Not be audible sine wave between at 8.9V /90~3KHz. (输入 8.9V 正弦波从 90 到 3KHz 无异常音)			
9	Polarity 极性	Diaphragm shall move forward. (端子的正极通入电流, 振膜振动方向向前)			
10	Load test 连续负荷测试	Must be normal after load test: Pink noise 24 hours. (粉红噪声连续 24 小时试验后无异常的不良)			
11	High TEMP test 耐热试验	After having been in a test chamber for 48 hours at the condition of +60°C 20~25%R.H and keep 2 hours.(+60°C 20~25%R.H, 48 小时试验常温 2 小时后, 无异常的不良)			
12	Cold TEMP test 耐寒试验	After having been in a test chamber for 48 hours at the condition of -25°C±3°C and keep 2 hours.(-25°C±3°C, 48 小时试验常温 2 小时后, 无异常的不良)			
13	Humidity test 耐湿试验	After having been in a test chamber for 48 hours at the condition of +40°C 90~95%R.H and keep 4 hours. (+40°C 90~95%R.H, 48 小时试验常温 4 小时后, 无异常的不良)			
14	Drop test 跌落试验	The speak shall be dropped 2 times as shown the figure, clause 8 shall be satisfied. (如右图示 2 次跌落满足异常音试验无异常)			
15	Weld 焊接条件	terminal weld: 350°C/≤2~3sec*2bit. (端子焊接不超过 2~3 秒)			
16	Operating TEMP 工作温度	-25°C To +60°C			



17. MEASUREMENT CIRCUIT 测量线路



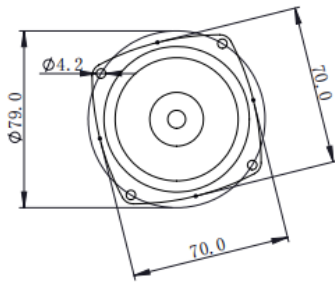
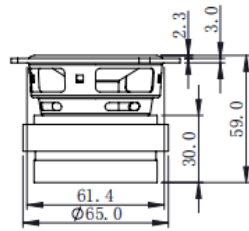
18. TYPICAL FREQUENCY RESPONSE CURVE 频率响应曲线



19. APPEARANCE DRAWING 外观尺寸图

--	--	--	--	--

REVISIONS 版本号	变更内容	E.C.S.NO 设变番号	BY / DATE 签名/日期
A			
B			



公差 TOL	如图	单位 UNIT	mm					顾 客 CUSIOMER			
重量 N. G		比例 SCALE	1:1					机种名称 PART NO.	H70WF220803		
	日期 DATE	说明 REVISE	日期 DATE	2022-08-03	版 号	0	图 番 DRAWING NO.				
1.								核 准	审 核	制 图	
2.											
3.											