

CEMENT RESISTORS

SQP SERIES

Feature

- Small size and low cost.
- Super heat dissipation, instant overload capability.
- Instant overload capability
- Standard tolerance: $\pm 1\%$, $\pm 5\%$
- Standard Value: E24 series as range below
- For high resistance values, metal oxide film rods, will be utilized to replace the wire winding core.
- .Operating temperature : $-55^{\circ}\text{C} \sim +275^{\circ}\text{C}$

Material

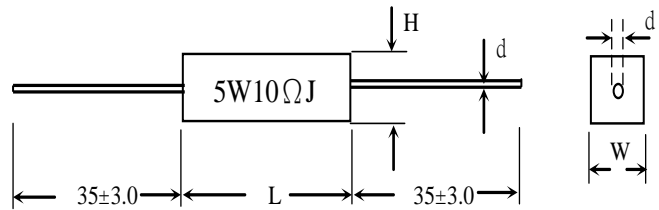
Element: Alloy Resistance Wire

Core: High purity ceramic Al₂O₃

Termination: Standard solder-plated copper lead

Case: Ceramic bathtub

Dimension



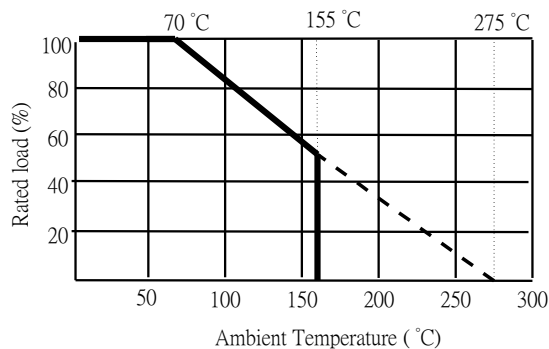
General Specification

TYPE	DIMENSION(mm)				POWER RATING	MAX. WORKING VOL.	MAX. OVERLOAD VOL.	RESISTANCE RANGE	
	L	W	H	d ± 0.05				WIREWOUND	MOR RODS
SQP20	18 ± 2.0	7.0 ± 1.0	7.0 ± 1.0	0.65	2W	350V	700V	0.1 Ω -100 Ω	101 Ω -1M Ω
SQP30	22 ± 2.0	8.0 ± 1.0	8.0 ± 1.0	0.80	3W	500V	1000V	0.1 Ω -100 Ω	101 Ω -1M Ω
SQP50	22 ± 2.0	9.5 ± 1.0	9.0 ± 1.0	0.80	5W	750V	1500V	0.1 Ω -100 Ω	101 Ω -1M Ω
SQP70	35 ± 2.0	9.5 ± 1.0	9.0 ± 1.0	0.80	7W	1000V	1500V	0.5 Ω -500 Ω	501 Ω -47K Ω
SQP100	48 ± 2.0	9.5 ± 1.0	9.0 ± 1.0	0.80	10W	1000V	1500V	0.5 Ω -1K Ω	501 Ω -47K Ω
SQP150	48 ± 2.0	12.5 ± 1.0	12.5 ± 1.0	0.80	15W	1000V	1500V	0.5 Ω -1K Ω	501 Ω -47K Ω
SQP200	60 ± 5.0	14.0 ± 2.0	13.0 ± 2.0	0.80	20W	1000V	1500V	0.5 Ω -1K Ω	501 Ω -47K Ω
SQP250	60 ± 5.0	14.0 ± 2.0	13.0 ± 2.0	0.80	25W	1000V	1500V	0.1 Ω -150 Ω	501 Ω -47K Ω

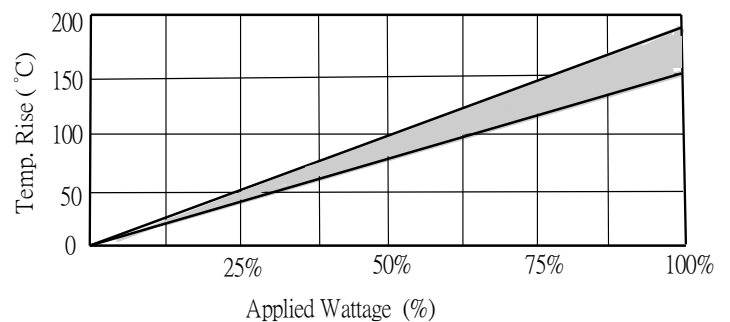
* Maximum Working Voltage determined by $E = \sqrt{P \cdot R}$, where E should not exceed value listed in column above.

**Maximum Overload Voltage equals to 2.5XE, but should not exceed value listed in column above.

Derating Curve



Temperature Rise



CEMENT RESISTORS

SQP SERIES

Characteristics

Item	Requirement	Test Method
Short Time Overload	$\pm 2\% + 0.05 \Omega$	JIS-C-5201-1 5.5 RCWV*2.5 or Max. overload voltage for 5 seconds
Insulation Resistance	$> 1000M \Omega$	JIS-C-5201-1 5.6 Apply 100VDC for 1 minute
Endurance	$\pm 5\% + 0.05 \Omega$	JIS-C-5201-1 7.10 70 \pm 2 $^{\circ}$ C, Max. RCWV for 1000 hrs with 1.5 hrs "ON" and 0.5hrs "OFF"
Damp Heat with Load	$\pm 5\% + 0.05 \Omega$	JIS-C-5201-1 7.9 40 \pm 2 $^{\circ}$ C, 90~95% R.H. RCWV for 1000 hrs with 1.5 hrs "ON" and 0.5hrs "OFF"
Solderability	90% min. Coverage	JIS-C-5201-1 6.5 245 \pm 5 $^{\circ}$ C for 3 seconds
Dielectric Withstanding Voltage	1000V	JIS-C-5201-1 5.7 Apply Max. Overload Voltage for 1 minute
Temperature Coefficient	$\pm 300PPM/^{\circ}C$	Resistance value at room temperature and room Temperature+100 $^{\circ}$ C
Pulse Overload	$\pm 1\% + 0.05 \Omega$	JIS-C-5201-1 5.8 4 times RCWV for 10000 cycles with 1 second "ON" and 25 seconds "OFF"
Resistance To Solvent	No deterioration of coatings and markings	JIS-C-5201-1 6.9 Trichroethane for 1 min. with ultrasonic
Terminal Strength	Tensile: ≥ 2.5 kg	Direct Load for 10 seconds In the direction off the terminal leads
Shelf Life	$\Delta R = \pm 0.1\%$	12 months at room temperature 25 \pm 3 $^{\circ}$ C, 80%RH Max.

***Storage Temperature : 25 \pm 3 $^{\circ}$ C ; Humidity < 80%RH**

Part Numbering

<u>SQP50</u>	<u>J</u>	<u>B</u>	-	<u>100R</u>
↓	↓	↓		↓
Type/Power	Tol.	Package		Resistance
SQP50	F= \pm 1%	B=Bulk		0R1 = 0.1 Ω
SQP70	J= \pm 5%			10R = 10 Ω
SQP100				1K2R = 1.2K Ω
SQP150				
SQP200				
SQP250				