

Data Sheet

Customer: _____

Product: Power Resistors – TR35 Series _____

Size : TO-220 _____

Issued Date: 13-July-2023 _____

Edition: Ver. 2 _____

Record of change

Date	Ver.	Description	Page
30-Nov.-2017	1		
13-July-2023	2	Parameters updated	1 ~ 2

HITANO ENTERPRISE CORP.

7F-7, No. 3, Wu Chuan 1st Road, New Taipei Industrial Park,

New Taipei City, TAIWAN, R.O.C.

Tel: +886 2 2299 1331 (Rep.)

Fax: +886 2 2298 2466, 2298 2969

Prepared by	Checked by	Approved by	Accepted by (customer)
13-July-2023	13-July-2023	13-July-2023	
Hwa Wu	Andy Hsu	Arthur Su	

TO-220 Power Resistors

(TR35 Series)

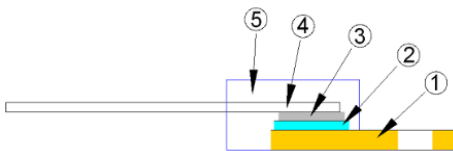
■ Features

- 35 Watts at 25°C case temperature heat sink mounted
- To-220 style power package
- Single screw mounting to heat sink
- Molded case for protection and easy to mount
- Electrically isolated case
- Non-Inductive design

■ Applications

- Switching power supplies
- Snubbers circuits
- Automated machine controller
- RF power amplifiers
- Voltage regulation
- Low energy pulse loading
- UPS

■ Construction

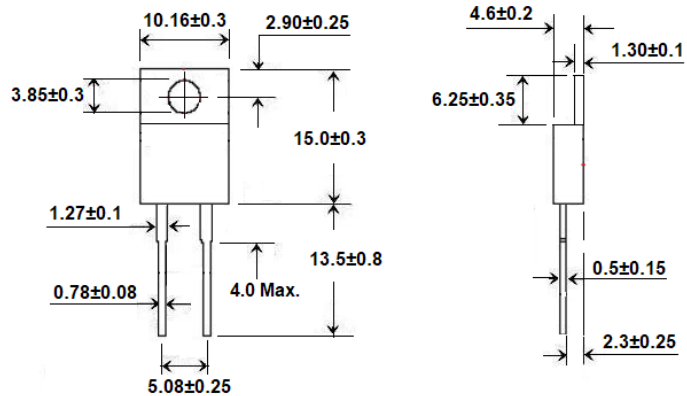


1	Radiator Fin	4	Copper Lead
2	Alumina Substrate	5	Molding
3	Resistor Layer		

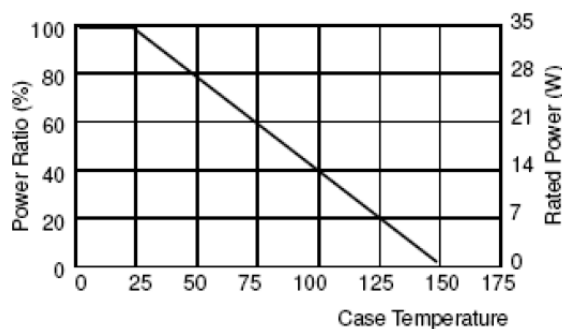


■ Dimensions (Unit:mm/inch)

Type	Packaging
	Tube
TR35	35 pcs



■ Derating Curve



TO-220 Power Resistors

(TR35 Series)

■ Part Numbering

TR	35	J	U	D	1001
Product Type	Power	Resistance Tolerance	Packaging Code	TCR (PPM/°C)	Resistance
	35:35 Watts	D:±0.5% F:±1% J:±5% K:±10%	U:TUBE	D:±50 E:±100 F:±200 G:±300 -:No Specified	R100:0.1Ω 0100:10Ω 4700:470Ω 1001:1000Ω 1002:10000Ω

■ Electrical Characteristics Specifications

Item Type	Resistance Range				TCR (ppm/°C)
	±0.5%	±1%	±5%	±10%	
TR35	-	-	0.05Ω - 0.91Ω		No Specified
	-	> 1Ω - 2.7Ω			±100 ±200 ±300
	-	> 3Ω - 10Ω			±100 ±200 ±300
	> 10Ω - 10KΩ				±50 ±100 ±200

- ※Operating Voltage: 350V Max.
- ※Dielectric Strength: 1800VAC
- ※Insulation Resistance: 10GΩ Min.
- ※Operating Temperature Range: -65°C ~ +150°C

■ Environmental Characteristics

Test Item	Requirement	Test Method
Temperature Coefficient of Resistance (T.C.R.)	As Spec.	Referenced to 25°C, ΔR taken at +105°C
Short Time Overload	ΔR±0.3%	2times rated power with applied voltage not to exceed 1.5times Maximum continuous operating voltage for 5 seconds
Load Life	ΔR±1.0%	2,000 hours at rated power
Damp Heat with Load	ΔR±0.5%	40±2°C, 90~95% R.H., RCWV for 1000 hrs with 1.5hrs "ON" and 0.5hrs "OFF"
Solderability	90% min. coverage	245±5°C for 3 seconds
Thermal Shock	ΔR±0.3%	-65°C~150°C, 100 cycles
Terminal Strength	ΔR±0.2%	(Pull Test) 2.4N
Vibration, High Frequency	ΔR±0.2%	20g peak

- ※Lead Material: Tinned Copper
- ※Maximum Torque: 0.9 Nm
- ※When in Free Air at 25°C, the TR35 is rated for 2.50W
- ※The Case Temperature is to be used for the Definition of the Applied Power Limit
- ※The Case Temperature Measurement must be made with a Thermocouple Contacting the Center of the Component mounted on the Designed Heat Sink.
- ※Thermal Grease should be Applied Properly
- ※RCWV(Rated Continuous Working Voltage)=√(P*R) or Max. Operating Voltage whichever is lower.
- ※Storage Temperature: 25±5°C ; Humidity: <75% RH